




Reception daily home learning

Thursday 2nd April

Thursday	Input	Mission
Literacy mission	<p>Watch the story using this link: Bedtime for Monsters video pause at 2 minutes 35 seconds: <i>You're not scared are you?</i></p> <p>Discuss and reassure children as necessary. Ask children to suggest ways that they could keep the monster out – a sign, a monster trap, a magical monster spray etc. Encourage children to explain how these things will keep the monster out. Help children to speak in full sentences to support their writing.</p>	<p>Ask children to choose the option they prefer and produce it.</p> <ul style="list-style-type: none"> • Make a 'keep out' poster • Make a magic monster spray or write a list of ingredients needed • Design and build a monster trap etc. <p>Super challenge: Add labels or single words to their work. Write a sentence/few sentences to explain how to make their chosen option OR to explain how it keeps the monster out.</p>
Phonics mission	<p>Recap the sound 'ng' by watching the video of 'The Wishing Dish' read by the Phonics Fairy herself!! Ask your child to show you the action (pretend to pull a ring off your finger) https://www.youtube.com/watch?v=-moaFGEduOw</p> <p>Write some words for your child to read (wing, sing, rang, bang, long) and ask them to put the sound buttons on, e.g.</p> <p>b a ng</p> <p>· · —</p>	<p>Show your child these two pictures. Ask them to segment the word, then write them down using a sound mat.</p> <div style="display: flex; justify-content: space-around; align-items: center;"> <div style="text-align: center;">  <p>King</p> </div> <div style="text-align: center;">  <p>sing</p> </div> </div> <p>Super challenge: Write a short caption for the pictures. Write a speech bubble for what the characters from our story are saying at this moment!</p> <div style="text-align: center;">  </div>
Maths mission	<p>Number problems! Can your child help you to solve the following problems? (*In Reception we do not focus too heavily on 'maths sentences' and instead use everyday objects to help children solve maths problems. So for example when it says '3 + 4 =' below, please put this into a context for your child such as '3 spoons + 4 spoons =' or '3 apples + 4 bananas' etc. Please feel free to make up your own number sentences too, and by all means show the number sentences to your child if you think they will manage them!)</p> <p>3 + 4 = _____</p> <p>10 + 2 = _____</p> <p>6 + 3 = _____</p>	

$5 + 5 = \underline{\quad}$

$11 + 0 = \underline{\quad}$

Creative /
topic mission

Today your creative mission is to do with cooking! Please involve your child as much as possible in the preparation of all the meals for your family today. Help them learn how to chop things safely (using child friendly knives) and how to add different ingredients together to make delicious food. You could even ask them if they'd like to make a menu for the rest of the family to choose from! Perhaps they would even like to make price labels to charge family members a few pennies for each meal! 😊

There are some great ideas of recipes for children to try on the BBC website.
https://www.bbc.co.uk/food/collections/learning_the_basis_for_kids