

# THE TALE OF PETER RABBIT

by Beatrix Potter, adapted by Twinkl



Once upon a time there were four little Rabbits, and their names were Flopsy, Mopsy, Cottontail, and Peter. They lived with their Mother in a sand-bank, underneath the root of a very big fir-tree.

"Now, my dears," said old Mrs. Rabbit one morning, "you may go into the fields or down the lane, but don't go into Mr. McGregor's garden: your Father had an accident there; he was put in a pie by Mrs. McGregor."

"Now run along, and don't get into mischief. I am going out." Then old Mrs. Rabbit took a basket and her umbrella, and went through the wood to the baker's. She bought a loaf of brown bread and five currant buns.

Flopsy, Mopsy, and Cottontail, who were good little bunnies, went down the lane to gather blackberries; but Peter, who was very naughty, ran straight away to Mr. McGregor's garden, and squeezed under the gate! First he ate some lettuces and some French beans; and then he ate some radishes; and then, feeling rather sick, he went to look for some parsley. But round the end of a cucumber frame, whom should he meet but Mr. McGregor!



## The Tale of Peter Rabbit

Mr. McGregor was on his hands and knees planting out young cabbages, but he jumped up and ran after Peter, waving a rake and calling out, "Stop thief!"

Peter was most dreadfully frightened; he rushed all over the garden, for he had forgotten the way back to the gate. He lost one of his shoes among the cabbages, and the other shoe amongst the potatoes. After losing them, he ran on four legs and went faster, so that I think he might have got away altogether if he had not unfortunately run into a gooseberry net, and got caught by the large buttons on his jacket. It was a blue jacket with brass buttons, quite new. Peter gave himself up for lost, and shed big tears; but his sobs were overheard by some friendly sparrows, who flew to him in great excitement, and implored him to exert himself. Mr. McGregor came up with a sieve, which he intended to pop upon the top of Peter; but Peter wriggled out just in time, leaving his jacket behind him and rushed into the toolshed, and jumped into a can. It would have been a beautiful thing to hide in, if it had not had so much water in it. Mr. McGregor was quite sure that Peter was somewhere in the tool shed, perhaps hidden underneath a flowerpot. He began to turn them over carefully, looking under each.



Presently Peter sneezed, "Kertyschoo!"

Mr. McGregor was after him in no time, and tried to put his foot upon Peter, who jumped out of a window, upsetting three plants. The window was too small for Mr. McGregor, and he was tired of running after Peter. He went back to his work. Peter sat down to rest; he was out of breath and trembling with fright, and he had not the least idea which way to go. Also he was very damp with sitting in that can.

## The Tale of Peter Rabbit

Quite close to him, he heard the noise of a hoe - scr-r-ritch, scratch, scratch, scritch. The first thing he saw was Mr. McGregor hoeing onions. His back was turned towards Peter, and beyond him was the gate! Peter got down very quietly off the wheelbarrow, and started running as fast as he could go, along a straight walk behind some blackcurrant bushes. Mr. McGregor hung up the little jacket and the shoes for a scarecrow to frighten the blackbirds. Peter never stopped running or looked behind him till he got home to the big fir-tree. He was so tired that he flopped down upon the nice soft sand on the floor of the rabbit-hole, and shut his eyes. His mother was busy cooking; she wondered what he had done with his clothes. It was the second little jacket and pair of shoes that Peter had lost in a fortnight!

I am sorry to say that Peter was not very well during the evening. His mother put him to bed, and made some camomile tea; and she gave a dose of it to Peter!

"One table-spoonful to be taken at bed-time."

But Flopsy, Mopsy, and Cottontail had bread and milk and blackberries for supper.

### Reading Mission

30 mins

Children to read or be supported to read 'The Tale of Peter Rabbit'.

**After, they can answer these questions. These can be verbal answers or they could be written down or typed. Suggested answers are below in red.**

1. What were the names of the four little rabbits?
2. What happened to Peter Rabbit's father?
3. What did Mrs Rabbit do whilst the children played?
4. Match the following to where they were left.

first shoe

gooseberry net

second shoe

in the cabbages

blue jacket with brass buttons

amongst the potatoes

5. What does Peter Rabbit's mother do when she sees the state of her son?
6. Look at the paragraph beginning 'Mr. McGregor was after him in no time...' Find and copy one phrase which shows that Peter was scared of Mr. McGregor.
7. What do the rabbits have for supper at the end of the story?

Answers

1. Flopsy, Mopsy, Cottontail and Peter
2. He was put in a pie.
3. Mrs Rabbit was going to the bakers.
4. First shoe = in the cabbages  
Second shoe= amongst the potatoes  
Blue jacket with brass buttons = gooseberry net
5. She look after him/sent him to bed/gave him tea.
6. Trembling with fright
7. Bread, milk and blackberries

Writing Mission  
30 mins

For today's writing mission you will be writing your own short story.

The picture below shows a man called Sean. He was the only person who took notice of the warning about a great flood that swept over the planet. Life for him is very different now.

Think about the following questions:

Where does he live now?


How did he prepare for the flood?

What problems does he face now?

You can base your story around what Sean did to get ready for the flood or you can tell the story of what he will do now and what happens next.

You will find some resources below to help you make your writing really interesting.

Watery World



## Using Conjunctions, Adverbs and Prepositions

- to express time, place and cause

Conjunctions link words and phrases together. Adverbs modify verbs, adjectives and clauses. Prepositions describe location, place and time.

Remember that some words can appear in more than one column because they can belong to more than one word class.

conjunctions	adverbs	prepositions
when	then	before
before	next	after
while	soon	during
so	always	in
because	yesterday	because of
since	here	above
where	eventually	below
later	later	under
unless	now	through
until	therefore	on
yet	frequently	beside
once	inside	due to
that	outside	with
if	everywhere	

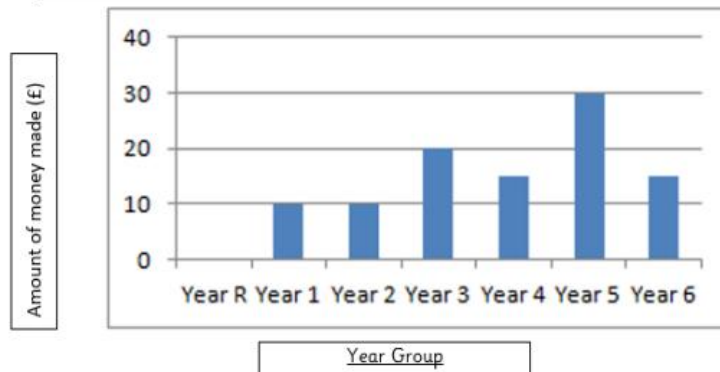
## Adjectives

People	Objects	Good feelings	Bad feelings	Size	Time
adorable	bright	brave	angry	big	ancient
adventurous	clear	calm	annoyed	colossal	brief
aggressive	distinct	cheerful	anxious	enormous	early
annoying	drab	comfortable	ashamed	gigantic	fast
beautiful	elegant	courageous	awful	great	late
caring	filthy	determined	bewildered	huge	modern
confident	gleaming	eager	bored	immense	old
clumsy	grotesque	elated	confused	large	quick
confident	long	encouraged	defeated	little	rapid
considerate	magnificent	energetic	defiant	long	short
excitable	precious	excited	depressed	mammoth	slow
glamorous	sparkling	exuberant	disgusted	massive	swift
grumpy	spotless	fantastic	disturbed	meagre	young
happy	strange	fine	dizzy	mighty	
helpful	unsightly	healthy	embarrassed	miniature	
important	unusual	joyful	envious	minuscule	
intimidating	valuable	pleasant	frightened	petite	
obnoxious		relieved	hungry	puny	
odd			lonely	short	
talented			scared	tall	
thoughtless			terrified	teeny	
timid			worried	tiny	
handsome					

Maths Mission  
30 mins

The following bar chart shows how much money was raised by each year group on a school fundraising day. Use the information to answer the questions.

A bar chart to show the amount of money raised for charity in each year group.



1. Write the amount of money each year group made above the year groups bar.  
One has been done for you.

2. Which year group raised the most amount of money?

3. Which year group raised the least amount of money?

4. How much more money did year 3 raise than year 4?

5. How much more money did year 5 raise than year 6?

Answers

1. Year R - £0, Year 1- £10, Year 2- £10, Year 3- £20, Year 4- £15, Year 5- £30, Year 6- £15
2. Year 5
3. Year R
4.  $20 - 15 = £5$
5.  $30 - 15 = £15$



Topic Mission  
Ideas for the week.  
Choose activities  
based on what  
interests you.

### Art and Design

Create an under the sea scene. You could use a shoebox to present your scene in, create a back ground and place your sea creatures in front or even use an egg box.



### Art

Corals are living creatures that live in all the oceans of the world. Some types live alone. Many live in groups. When several different types of corals live together this forms a coral reef. The largest coral reef in the world is the Great Barrier Reef off the coast of Australia.

As they grow corals form different patterns and shapes. They may look like feathers, fingers, branches or even a brain.

Use the photos and examples below to create a coral reef landscape.



## Science

Explore how water behaves by creating a wave in a bottle.

### **You will need:**

- An empty plastic bottle
- Vegetable Oil
- Water
- Food colouring

### **Activity:**

1. Wash a bottle and take off the label by soaking it in hot water.
2. Fill the bottle with 3/4 cup of water.
3. Add a few drops of food colouring.
4. Pour 1 cup of oil into the bottle.
5. Screw the cap on.
6. Roll the bottle on its side and let it settle for a few minutes.
7. The water will sink to the bottom and the oil will rise to the top.
8. Now tip the bottle back and forth and make some waves.

The waves will be bigger at one end of the bottle and smaller at the other.

### **What causes ocean waves?**

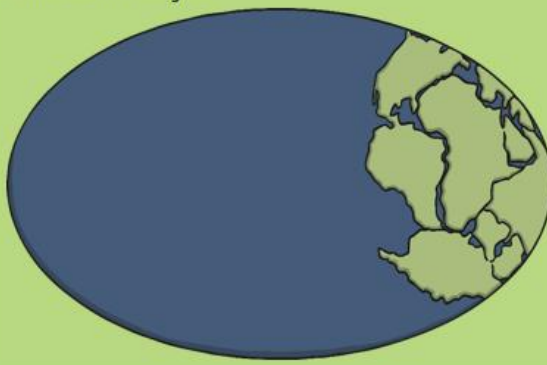
Obviously, waves are not caused by oil floating on water. However this ocean waves in a bottle activity is a good picture of the movement of ocean waves.

Ocean waves are created by energy moving through the ocean water. Most of the time, the energy comes from wind blowing on and disturbing the surface of the water. Other things cause ocean waves too such as the gravitational pull of the sun and the moon. This causes tidal waves or tides!

When you move the bottle, you're seeing energy move through the water to make waves, just like out in the ocean! Did you know if a wave doesn't have anything to stop it, it can travel far distances?

## Geography- Find out about the world's seas and oceans

Oceans are large areas of salt water joined to each other but they are separated into five major sections. Oceans cover around 70% of the Earth's surface.



The Pacific Ocean is the largest ocean.

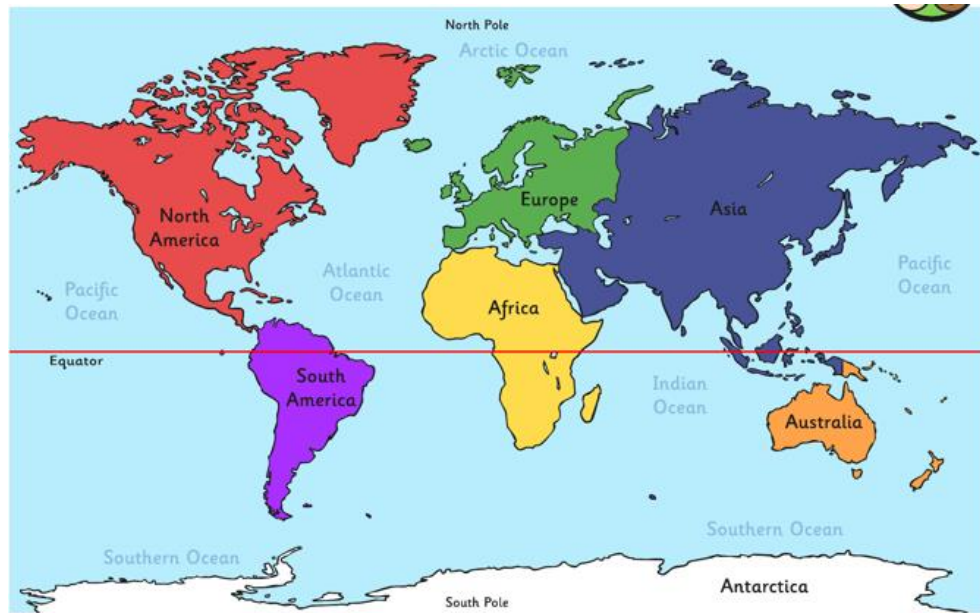


Seas are smaller areas of water and are found where the land and water meet.





There are 5 oceans, the Pacific, Atlantic, Indian, Southern and Arctic. Can you spot them on the map?



You can learn more about the oceans on BBC Bitesize. Link:

<https://www.bbc.co.uk/bitesize/topics/z849q6f/articles/zmqwscw>

You might also enjoy learning the five oceans song on Youtube

<https://www.youtube.com/watch?v=X6BE4VcYngQ>

Can you use the map and your own research to answer the following questions?  
The answers can be found below.

1. How many oceans are there in the world?
2. Which is the largest ocean?
3. Which is the smallest ocean?
4. Which ocean surrounds the Antarctica?
5. Which ocean is the furthest North?
6. Which ocean can be found between North America and Africa?
7. Which ocean can be found between North America and Asia?

Answers:

1. 5
2. Pacific Ocean
3. Arctic Ocean
4. Southern Ocean
5. Arctic Ocean
6. Atlantic Ocean
7. Pacific Ocean

## **History**

Find out about a famous explorer that travelled the oceans by ship. You can present what you have learnt however you like. This could be a poster, a leaflet or a fact file. You could even write in role as the explorer.

Below are a list of some explorers you might want to find out about and some links to useful information.

- Christopher Columbus <https://www.bbc.co.uk/teach/class-clips-video/ks2-christopher-columbus/z7j3hbk>
- Captain James Cook <https://www.natgeokids.com/uk/discover/history/general-history/captain-cook/>
- Ferdinand Magellan [https://www.ducksters.com/biography/explorers/ferdinand\\_magellan.php](https://www.ducksters.com/biography/explorers/ferdinand_magellan.php)