

Timetable Thursday 4th June 2020

Reading Mission:
30
minutes

Phonics Activities

Target Sounds: kn, mb

'mb' says 'm' like in thumb

'kn' says 'n' like in knight

Write the following words on pieces of paper (paper can be picked up from Connaught if you run out!)

**knuckles knickers knight thumb lamb plumber know knew
comb climb crumbs numb knee knitting knot knock knife**

First ask your child to add buttons and zips to each word and sound it out.

Next, you can choose one of the following games to play with your child. You may wish to use the hiding words around the house or stepping stones games from last week or you could:

1. Play hoopla by attaching the words to bottles or cups and make a hoop out of cardboard or tin foil. Your child has to read a word each time he or she gets a hoop over it.
2. Your child could use a fly swat or spatula to splat each word as he or she reads it, or you could call out a word for them to find and splat.
3. You could write the words on a large sheet of paper and make word 'parking spaces'. Your child could drive toy cars around parking in each space and reading the word within it.
4. You can ask your child to or write the words for them onto a square grid 4 by 4 (leave one word off for this activity). You can then use this to play word reading 'tic tac toe' with your child. Using coins or counters, take it in turn to read a word and put a counter on it. First to get 4 in a row, diagonally, horizontally, or vertically gets a point.

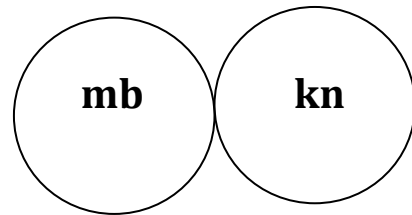


See if your child can write a sentence using 2 'kn' says 'n' words. It can be silly!
See if your child can write a sentence using 2 'mb' says 'm' words. It can be silly!

e.g. I don't know much about knights.
I saw a baby lamb and I gave him a thumbs up.

Challenge your child to read this short story out loud and stop every time that they spot a word with either of our new sounds (mb or kn) and say it out loud or write it down. This is called 'phoneme spotting' and it helps your child to recognize new sounds in words.

The Knight That Could Knit



Once upon a time there was a knight who had no helmet. He had no metal to make one out of so he didn't know what to do. He had lots of wool in his house and some knitting needles but he did not know how to knit. Suddenly, there was a knock on the door! The knight's grandma came in and said, "Would you like me to teach you to knit? I know how!" The knight gave her a big thumbs up! She climbed onto the sofa next to him and opened her knitting bag. In no time at all, she had taught the knight how to knit and he knitted himself a fantastic helmet! He was so happy he ran outside to show the sheep and the baby lambs in the field.

Say the following sentences to your child, word by word, and ask your child to try to write them down. Indicate to them if a word has one of the new sounds and which one it is.

E.g. this word, knock, has one of our new sounds. Can you remember which two letters can say 'n' together?

1. I am knitting a red hat.
2. I saw a lamb climbing on a box.

Writing Mission:
30
minutes

Today you have a poetry challenge!




Today you are going to write a silly poem about an octopus. An octopus has eight tentacles, so your poem needs to have eight words, phrases, or short sentences. You could think of 8 describing words for an octopus and make your poem out of these or you could read the facts below with an adult and see if you can use them in your poem.

This could be a great chance to practice using words with '-ing' – before you start you could try making a list of all the things an octopus might do e.g. swimming, squirting ink, squeezing through tiny holes, looking for food, etc.

Name:

My Octopus Poem



Octopus Facts For Kids

- ◆ Octopuses are actually very clever. They are very good at problem solving and they can be taught to unscrew a lid or remove a plug to get food from a container.
- ◆ Octopuses like to collect shells and other objects that surround them to make a “home” or “garden” around where they live. Some other types of octopuses carry shells for protection.
- ◆ All varieties of octopuses are venomous. They inject venom through their hard nose like beak.
- ◆ Most octopuses shoot out dark ink when they are threatened. The ink clouds the water, making it difficult for the predator to find the octopus.
- ◆ When an octopus goes upside down its eyes stay in the same position so they never see anything upside down.
- ◆ An octopus has 3 hearts.
- ◆ Octopuses are extremely flexible and can fit into very tiny places. They can squeeze their bodies through holes that are about the same size as their eyes.

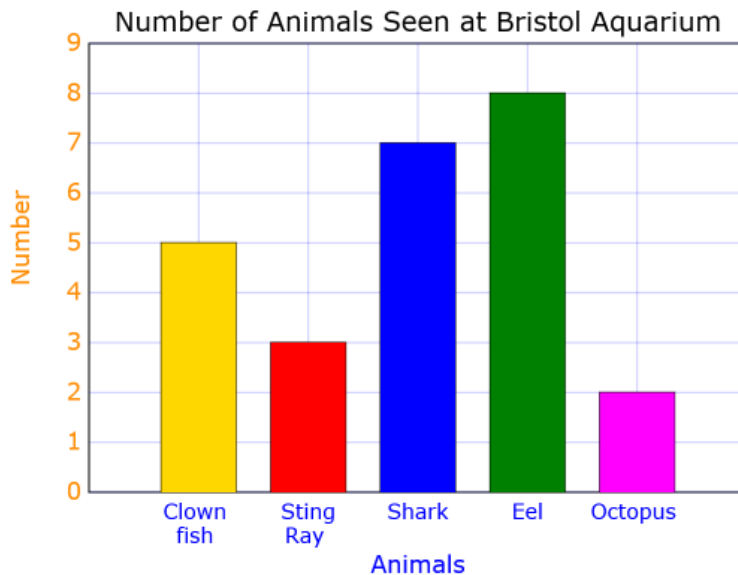
Maths
Mission:
30
minutes

Can I interpret data on a bar chart?

Teacher Tip: A bar chart shows:

- What you have counted along the bottom and numbers up the left
- The number of each thing is shown by a bar
- The height of each bar shows how many of each thing there are

Mission 1: Miss Betts recorded the number of fish she saw at Bristol Aquarium. Have a look at the bar chart and answer the questions below.



Which animal did Miss Betts see the most of?

Which animal did Miss Betts see the least of?

How many sharks did Miss Betts see?

Which animals have a difference of 1?

How many animals did Miss Betts see altogether?

How many more clown fish did Miss Betts see than octopuses?

How many more seals did Miss Betts see than sting rays?

Topic
Mission:
Day 4

Mission: Can I use items in my home to create a sea creature?

Think back to yesterday's mission, can you remember some animals that live under the sea? Today I would like you to pick your favourite sea creature, i.e. an octopus, jelly fish or even sea turtle. Using any resources you have available in your house can you create a junk modelling sea creature? Before you start building think about the questions below:

-What materials can I use to join?

-What materials are strong?

-What shape is the sea creature?

-What texture is the sea creature? Does it have any scales?

-What will I use to decorate my sea creature?

These Missions have been designed to be accessible, using little resources and most importantly fun for your children to complete. Please use what you can, any resources you do not have could be substituted for something else and suggestions have been made for this where possible.