Timetable 15th April 2020

Reading Mission: 30 minutes	**Children to watch this short video story:** https://www.youtube.com/watch?v=I3k7a_DO4LM **After they can answer these questions, these can be verbal answers or they could be written down or typed. Children could even draw their responses.** What did the boy love very much? What did the boy wish for? Why do you think the boy couldn't see any stars at sunrise? Why did the boy climb up a tree? When had the boy's rocket run out of petrol? Do you think that the boy really caught a star at the end? Why/why not? Then show your child these sentences about the story. Ask your child to read each sentence out loud and decide if it is true or false. 1. In the story, the boy took a star out of the sky and put it on the top of his Christmas tree. 2. In the story, the boy tried to fly up to the star in his rocket but his rocket had run out of petrol. 3. This story has a boy and two girls in it. 4. The boy finds a starfish at the end of the story.
Writing Mission: 30 minutes	Today your mission is to write a set of instructions to teach someone else how to do something that you already know how to do. This could be baking something, making something, doing a job at home or even brushing your teeth! Instructions are a set of numbered steps that tell you how to do something. Each instruction needs to start with a number and then a bossy verb. A verb is a doing word that tells the person what they need to be doing in that step. E.g. 1. Get some bread. 2. Spread butter on the bread. 3. Sprinkle cheese on the bread. 4. Put another bit of bread on top. 5. Cut the bread into two halves.

CHALLENGE: see if you can use an adverb in one of your steps to describe HOW you need to do that step

e.g. Carefully cut the bread
Gently spread butter

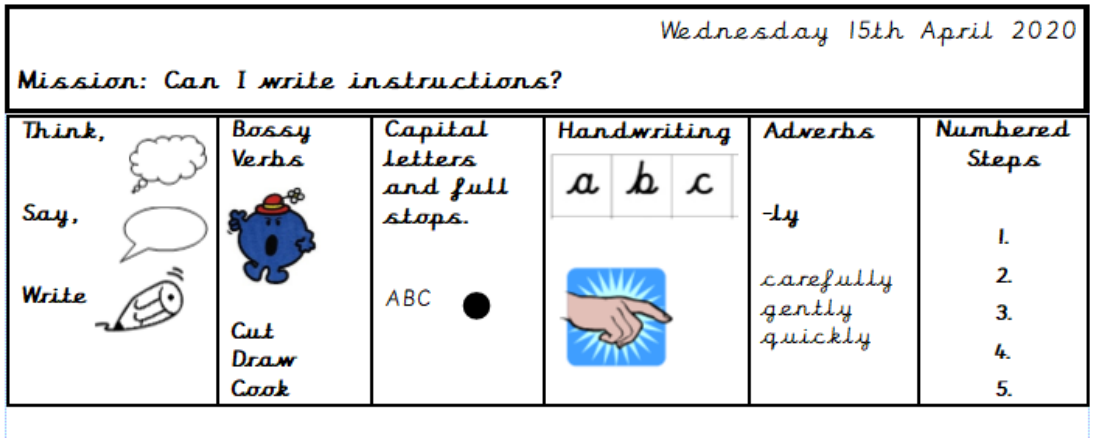

Wednesday 15th April 2020

Mission: Can I write instructions?

Think, Say, Write	Bossy Verbs	Capital letters and full stops.	Handwriting	Adverbs	Numbered Steps
	Cut Draw Cook	ABC	a b c	-ly carefully gently quickly	1. 2. 3. 4. 5.

Maths Mission: 30 minutes

Do Now: Using the strategies we have learnt in school can you answer the addition equations below? You may want to use your number bonds, near doubles or put the biggest number in your head and count on to support you.

Silver Challenge: see if you can answer all ten questions in two minutes.
Gold Challenge: see if you can answer all ten questions in one minute.

1+5=	4+3=
4+6=	2+8=
6+4=	3+4=
8+2=	4+6=
6+2=	0+10=

Today you are going to be recapping number bonds to 10.

Teacher Tip: Number bonds to 10 are pairs (2) of numbers that, when added together, make the number 10.

Mission 1: Copy and colour in this rainbow and number cloud.



Mission 2: Place your finger on the first number, on the left side of your rainbow and follow the semi-circle around. This will show you the first two parts (numbers) added together that make 10. For example 0+10=10. Get your child to continue to do this for every colour in the rainbow and write the number bonds underneath.

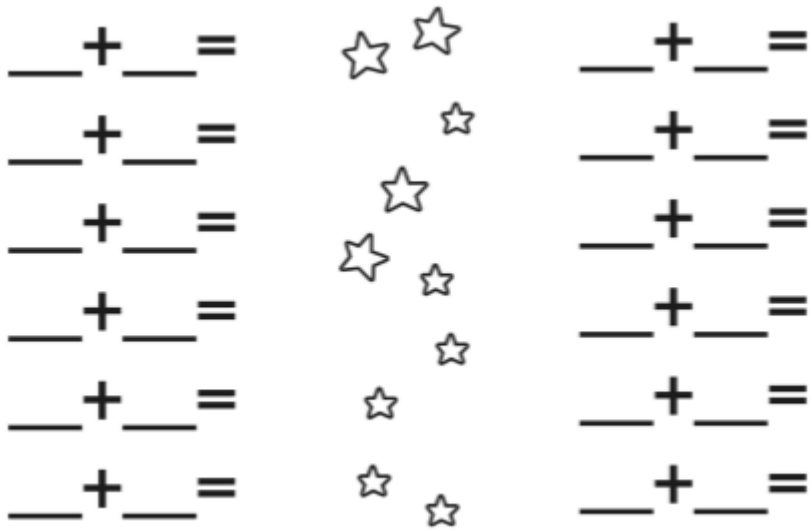

Answers:

<table>
<tr>
<td></td>
<td>

0 + 10 = 10	10 + 0 = 10
1 + 9 = 10	9 + 1 = 10
2 + 8 = 10	8 + 2 = 10
3 + 7 = 10	7 + 3 = 10
4 + 6 = 10	6 + 4 = 10
5 + 5 = 10	5 + 5 = 10

Can you use your number bond rainbow to help you answer these questions?

9 +___ = 10
6 +___ = 10
2 +___ = 10

Challenge: Can you spot the adding equations that are wrong and correct them? Use your number bonds to 10 to help you spot the mistakes.

9 + 1 = 10
10 + 1 = 10
3 + 6 = 10
4 + 5 = 9
5 + 5 = 11
7 + 3 = 10
6 + 4 = 11
0 + 10 = 0
8 + 2 = 10
2 + 8 = 8
</td>
</tr>
<tr>
<td>Topic Mission: Day 3</td>
<td>Today your child is going to be pretending to be an astronaut, flying to space in a rocket to go on a space mission. However, they are only allowed to take 10 things with them. Before leaving they need to create a list of the 10 things they would like to take and explain why.

Step 1: Discuss with your child 10 things they would like to take with them and encourage them to tell you why using the word because or so. For example, I would like to take a camera into space with me because I would like to take a picture of planet Earth.</td>
</tr>
</table>

	Step 2: Write down a list of the 10 things you would like to take with you. You may even want to write your list in a rocket outline as seen below.

These Missions have been designed to be accessible, using little resources and most importantly fun for your children to complete. Please use what you can, any resources you do not have could be substituted for something else and suggestions have been made for this where possible.